

TIME FOR THE OKTOBERFEST!!

by Marilyn Allen

We will again attend the Oktoberfest at the Fairgrounds on Saturday, September 25th.. We will meet at the McDonalds by 71 and 17th Avenue and caravan to the fairgrounds. Last years' event was wonderful. Our cars were very popular. More details will be at the September meeting or call or e-mail me (299-4841 or mrasecond@yahoo.com)

And

The Maennerchor Oktoberfest will be on Saturday, October 2. We would like to have a display of cars and materials. The time and location is not firm yet. This is a nice afternoon. Please let me know if you are available on October 2nd.



CENTRAL OHIO
VINTAGE VOLKSWAGEN CLUB
655B Providence
Columbus, OH 43214

Next Monthly Meeting
Thursday, September 9th, 2010
6:00 Sharp, at the Greg and Ann Gilman's
5273 Springfield Drive, Westerville, OH 43081
RSVP: 614.891.3733

September 2010
Volume 19 - Issue 9

Zündfolge

Official Monthly Newsletter For The **CENTRAL OHIO**
VINTAGE VOLKSWAGEN CLUB
& The COVVC North

One *Hot* Volksfest

Thoughts From Your COVVC Boardmember

By Ann Gilman

Hot, hot, HOT!! I think you'll agree that described the cars as well as the weather during our 20th Anniversary Volksfest. Although numbers may have been down just a little bit due to the heat, overall it was a great day, and the rain even held off for us until after the awards ceremony.

Many, many thanks to our sponsors (Byers, MAG and Hatfield), the Boy Scouts of Troop 21,

the Watkins Memorial High School Boosters, COVVC volunteers, vendors, and participants for helping to make Volksfest 20 the great event that the COVVC is known for. New ideas for this year's show included the food drive and Tech Talk, both of which were very well

continued on page two ➔

FEATURED IN THIS ISSUE...

- 1 - Thoughts From Your Board Member
by Ann Gilman
- 3 - A Trillion Thanks
by Marilyn Allen
- 4 - Life In The Past Lane
by Marilyn Allen
- 4,5,8 & 9 - Tech Talk
by Bruce Amacker
- 5 - Let's Talk Toys!
by Michael Williams
- 6-7 Volksfest Photo Feature
by Mark Garrett
- 9 - Let's Go Cruisin'
by Tina Gibson
- 10 - Classified Ads
- 11 - Club and factory Information
- 12 - Oktoberfest Information
by Marilyn Allen

A Family Affair!

photo by Greg Gilman



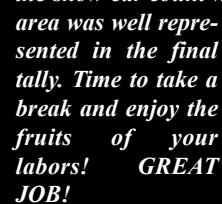
It was a big day indeed for the Raymer family at Volksfest 20, as all three won awards in their respective classes! Pictured left to right are Sarah, Bruce and Rita with the spoils of victory. Along with many other COVVC members, they also gave much of their time through out the day, volunteering and helping make Volksfest 20 the best it could be!

Next Monthly Meeting - Thursday, September 9th, 2010 - 6:00 Sharp, at the Greg and Ann Gilman's
5273 Springfield Drive, Westerville, OH 43081 - RSVP: 614.891.3733

The Faces Of Volksfest 20!

photos by Mark Garrett

Pictured here is but a small sampling of the many COVVC volunteers that helped make Volksfest 20 the success that it was. With REALLY hot weather on tap for the day, the gang pulled together and made it a well run event. From registration, to spectator gate, to the COVVC museum, to ballott counting, to trophy presentation, and finally, the after show dinner, the day just seemed to blow by. Checking the Samba.com forums after wards, all feed back is positive, to say the least. While the show car count was down, the spectator gate and swap area was well represented in the final tally. Time to take a break and enjoy the fruits of your labors! GREAT JOB!



received. We were also delighted to host so many out-of-state participants this year—spread the word! And, of course, we are happy to be able to help Kids 'n Kamp once again this year. It just shows that all the planning and hard work put forth by our COVVC board and volunteers over the past year was very much worthwhile, and I hope you all enjoyed this year's show as much as we did!

Thanks to an inexhaustible supply of images from my personal show photographer (my husband, Greg), I've already posted some Volksfest photos on our website (<http://www.covvc.org/volksfest.htm>). Please feel free to submit your photos as well--for Volksfest as well as for other COVVC events—via my e-mail link on our site.


continued on page three →

MOTORKARS INC.

Established 1975

Volkswagen and Audi Service

1020 King Avenue
1 mile west of OSU Stadium
Columbus, Ohio 43212
614-297-1811



Specializing in Vintage and New Model air and water cooled vehicles.
All repairs guaranteed for 12 months or 12,000 miles.
Visa and Mastercard accepted

8:30 - 5:30 M-F Call For Appointment
See Us on The Web at <http://www.motorkars.com>
We Employ ASE Certified Technicians

Garrett's Automotive Detailing by appointment



Mark Garrett
1294 Frisbee Drive
Columbus, OH 43224
614-262-2881
garrett48@ameritech.net

Specializing in show quality detailing
Engine appearance refurbishing
Interior refurbishing
Complete packages available
All makes & daily drivers also
Call or E-mail for estimate

Streetsboro Foreign Auto, LLC

Complete Mechanical & Colision Repair
Specializing In VW & Audi
& Select Other European Brands



Elmar Kruza

330-626-2456 - Fax 330-626-5030
www.streetsboroforeignauto.com

9796 State Route 14 - Streetsboro, OH 44241

Clines Autobody & Restoration

Specializing in Air-Cooled VW
and Porsche 356, 911

High Quality MIG and TIG Welding
Rust Repair & Custom Metal Fabrication
Nationally Featured Award Winning Restorations
Custom Paint & Color Match
Custom Body Modifications & Body Kits
Full & Partial Restorations
Insurance Work Welcome
All Work Is 100% Satisfaction Guaranteed
References Available
20 Years Experience
Free tech help & Estimates
740-698-6774 ♦ 740-707-2428

Mail In Membership Form

To join the COVVC, fill out this form and mail it to: COVVC, 655B Providence, Columbus, OH 43214. Include a check or money order made out to the COVVC. Club membership is \$15 per year.

Name _____

Address _____

City _____ State _____ Zip _____

Phone _____ E-Mail _____

Vehicles owned _____

Club Officers & Media Staff For 2010

Board Of Directors

| | | |
|--|---------------------------|--------------|
| Brenda Agan | bagan@insight.rr.com | 740-548-6522 |
| Mark Garrett | garrett48@ameritech.net | 614-262-2881 |
| Stark Hughes | covvc42@earthlink.net | 614-843-0751 |
| Tom Kern | TomKat3@MSN.com | 614-876-8902 |
| Todd Sichel | aafstodd@sbcglobal.net | 614-252-1431 |
| Pete Knoll | peteknoll@netzero.net | 614-837-1681 |
| Pete Knoll, Jr | | 614-860-2791 |
| Mike Roecker | michaelmroecker@gmail.com | 216 233 4456 |
| Mike Williams | kawasaki6r@aol.com | 937-390-3794 |
| Rich Berkheimer | tjeckelberg@hotmail.com | 614-895-0547 |
| Ann Gillman | agillman@aol.com | 614-891-3733 |
| Secretary • Tina Gibson | bugnut1973@yahoo.com | 614-829-0332 |
| Treasurer • Bob Albright | albrightjr1930@yahoo.com | 614-457-6241 |
| Membership • Linda C. Brown | msbug1974@gmail.com | 614-253-4694 |
| Historian • Marilyn Allen | mrsecond@yahoo.com | 614-299-4841 |
| Tech Advisor • Columbus Area Carl Dewhurst | | 614-830-0111 |
| Tech Advisor • Marion Area Bill Huntsman | | 740-389-3187 |
| Tech Advisor • Circleville Area Jim Meyer | | 740-474-4410 |
| Zundfolge Editor • Mark Garrett | garrett48@ameritech.net | 614-262-2881 |
| Web Editor • Ann Gillman | agillman@aol.com | 614-891-3733 |

Factory Information

To obtain factory information on your pre 1955 VW,
send your serial number to:
VW Brezelffenstervereinigung e.V.,
Ernst Reiter Hagen, Amselweg 4, D-
3073 Liebenau, Germany

For post 1955 VWs, send your serial number to :
Customer Assistance, VolkswagenAG
Postfach, 3180 Wolfsburg1, Germany

Zundfolge

is published monthly by the Central Ohio Vintage Club. Members are welcome to submit articles and photos for the newsletter. Classified and wanted ads are free to members. Ads will run for three months. Mail Zundfolge submissions to Mark Garrett, 1294 Frisbee Drive, Columbus, Ohio 43224, or e-mail to garrett48@ameritech.net. Deadline for submissions is the 15th of each month.

Visit

the Central Ohio Vintage Volkswagen Club's website at
<http://www.COVVC.org>



Classified Ads

For Sale - 1984 Rabbit Convertible. 5 Speed. Many new parts, all with documentation. White paint, like new. Motor has 72,000 miles on it. Top has no damage, comes with boot. Has new dash 9 must have had sun damage. I am the second owner. \$2800 OBO. PH 330 426 3328, George Watson, East Palestine, Ohio 9/10

For Sale - Super Beetle. Call Pat at 614-453-5128 for details. Car is in Heath, Ohio 9/10




For Sale - Two Good Volkswagens At A Fair Price. All offers or trades considered. Call me and I will mail descriptive fliers.

1) 1981 Westfalia Vanagon Pop Top Camper. Asking \$6,200.

2) 1982 Rabbit Convertible. Asking \$3500. Great drivers or very presentable at car shows. Both need sold, "Old age" and too much in the barn! Call Don Bowker at 330-274-8872, before 10 P.M. **Lets talk** 9/10

To view additional cars and parts for sale, go to: www.motorkars.com and click on "CARS FOR SALE" or "PARTS AND ACCESSORIES" 9/10



IMPORT DOCTOR

Your Car Is Not Foreign To Us

Established 1982

Jim Cowan, PhD., Proprietor
(614) 299-0456 ♦ (614) 228-8637
jcowan@iwaynet.net

52 Brickel Alley
Columbus, Ohio 43215

ASE Certified

Master Automobile Technician

For Sale - Entire Toy Collection. Would prefer to sell as lot, and not split up. Contact Carl Dewhurst at 614-830-0111 for details and description of toys. Have new project that needs financing! 9/10



The NorthEnd Wrench, Inc.

Your Preventative Maintenance Expert!

Offering The Following Services:

- ♦ Tune-Ups
- ♦ Air Conditioning
- ♦ Brakes
- ♦ Fluid Changes
- ♦ Exhaust
- ♦ Foreign & Domestic
- ♦ Vintage VW & Porsche

Certified Technicians



Monday Through
Friday 7am - 6pm

4330 Indianola Ave.
Columbus, Ohio 43214
614-263-4978

Celebrating 23 Years Of Service!

We are definitely approaching a very busy time in the car show season—it seems like there are several to choose from every weekend from now through September. Tina Gibson has compiled a list which is also on our website (<http://www.covvc.org/CruiseIns2010.doc>), and there are others posted on our web Calendar as well.

September weather is generally perfect for exploring, and we in Central Ohio are blessed by being close to so many fun places to visit within a short VW ride. These include Ohio Amish Country, the Piatt Castles, Put-in-Bay and the Lake Erie islands, Indian and Buckeye Lakes, Clear Creek Park, Clifton Gorge, and many Ohio wineries (including Wyandotte Winery, just down the street from our house!).

One of our favorite things to do this time of year is to pack a picnic, (sometimes including a bottle of wine--are you noticing a trend here?), slather on the sunscreen, and just hit the back roads with no fixed destination. You'd be surprised how many great places you will discover—and people are always so friendly and interested in the car! (Who knew that Route 541 to Coshocton is like a natural roller coaster? Or that SR 13 is so scenic?) And, if you're planning a VW "exploration", why not contact some of your COVVC friends to see if they'd like to caravan along—the more, the merrier!

Speaking of "the more, the merrier", don't forget that the September 9th meeting will be held at our house in



Marion's Oldest Import Auto Repair

—Bill Huntsman, Owner—

Foreign & Domestic Repair ▼ New & Used Foreign Parts
740-383-1118 or 800-686-2250

624 East Church Street, Marion Ohio 43302

Licensed

Distributor

Westerville for the Second Annual COVVC Chicken Fry—a time to relax and swap Volksfest experiences as well as enjoy our Uncle Andy's famous recipe fried chicken! Our address is 5273 Springfield Drive, and our neighborhood is right off the Little Turtle exit from Route 161 (east toward New Albany). We'll have chicken ready from 6:00PM on, and we hope you can bring along a side dish or dessert to share as well as beverage(s) of your choice. Do try to drive your VW if weather permits! Please RSVP to Greg Gillman at 614-891-3733 if you can (we just want to make sure we don't run out of food!). I've posted a map and GPS coordinates on our website, (<http://www.covvc.org/COVVCChickenFry.htm>). Don't be shy—please join us!

Have a great and safe time until we see you in September!



A TRILLION THANKS

by Marilyn Allen

Linda and I send a trillion thanks to all those who made Volkfest 20 a success-----even on a very hot day. Thanks to the many club members who so gladly volunteered.

continued on page four ➔

We were fortunate to have volunteers from Kids-n-Kamp. Thanks to Mike Young and Motorkars for the pens for the Goodie Bags. Thanks to Byers for supplying the bags and for displaying at the show and for providing door prizes. Thanks also to MAG for their car display and for providing door prizes. We want to thank Hatfields for their many door prizes. It was so nice to have all 3 dealerships involved with Volksfest 20.

A tremendous thanks to Mike Dalton and Boy Scout Troop 21. They have organized so well the spectator parking. The troop members helped with the spectator gates late in the afternoon for the club members could be present at the award presentation. The troop also collected the donated food and took the food to the food bank. Thanks to all who did bring food for our food drive.

Mike Dalton is already planning the parking lay out for 2011. We hope you all are also planning for what you want to do for Volksfest 21. Thanks for all you all did for Volksfest 20.



LIFE IN THE PAST LANE

by Marilyn Allen

Continued from August, 2010

The first event in October, 2000, was on October 1st. It was the Minster Oktoberfest. A caravan of 5 cars left from Columbus. Other members had camped overnight and met the group on Sunday for the parade. COVVC members from Dayton, Bellefontaine, Columbus, and Cincinnati were in the parade and enjoyed the Oktoberfest in Minster.

The meeting on October 12th was held at Capiozelles. Nominations were made for the officers of 2001. The election was to be held in November. The nominations were: President, Mark Garrett; Vice-President, Tom Kern, Tim Masters, Secretary, Tina Gibson; Treasurer, Ted Chaney, Membership, Judy Diley, and Historian, Marilyn Allen, Brett Porter, and Tim Masters.

The month ended with two activities on the same day-October 28th. Members could join Bill Huntsman in Marion for a visit to a winery, lunch, and a visit to a restored railroad station. Members could join Woody and Donna Lowe in Chillicothe for the annual Halloween party. The Lowes' provided camping space. Costumes were optional.

The members finished the year 2000 by.....

To be continued.....



TECH TALK

by Bruce Amacker

Timing is everything. Is my car really in time? (Part 2)




In part 1 of this series I discussed finding exact TDC and how important this is in verifying that the ignition timing on your VW is correct. I'll now expand on different types of distributor advances and how to test them. On my 2180 I have a mechanical advance only distributor, determined my TDC, and marked my pulley as stated before. I'm using 30° as my target for total advance so I am not concerned about initial timing, only total timing at maximum advance. I set my timing at 30° at 3000RPM, making sure all of my mechanical advance is "in" by that RPM. This is done by attaching the timing light, revving the engine with the light

continued on page five ➡

contributed by Michael Williams

Classic

The good die old. SPLIT WINDOW

wide open throttle. Venturi vacuum is preferred for most timing advances in a street driven vehicle.

How often should you check your timing? In a perfect world you should only have to set it once and never check it again, but this is far from a perfect world. I check mine a few times a year, just to make sure nothing has moved. Remember the consequences of incorrect timing can be terminal, and it only takes a minute to check it and make sure the advance(s) is working correctly. Many of us are running distributors that are several decades old and I have found there is a high failure rate among both mechanical advances and vacuum advances in these old components. How do I verify my vacuum advance can is not defective? If you have a hand held vacuum pump, it is quite easy to connect this to your advance diaphragm and give it a couple of pumps. The vacuum gauge on your pump should rise up and remain steady, and the point plate or advance plate should move roughly a quarter inch. If it will not hold a vacuum, the diaphragm is perforated or rotted from gasoline fumes. Most advance diaphragms are rubber, not neoprene, and subject to rot from gas fumes when the car is parked. If you don't have a hand-held vacuum pump, you can use your mouth to create a vacuum on the end of a vacuum hose attached to the advance can. You should be able to pull a vacuum, block the hose with your tongue, and have it hold a vacuum. Yech, I know! At the same time you should watch the advance plate move inside the distributor advancing the timing. You may not know how many inches of mercury you're pulling, but at least you know the diaphragm is not shot and the advance plate is not frozen. Why does the tube that is part of my vacuum hose have that funny little upward swoop in it? This is to prevent the gasoline fumes from migrating down into the vacuum advance can and rotting the advance diaphragm when the engine is off.

Another item that needs occasional maintenance is the



felt pad under the distributor rotor. It needs a drop of oil on occasion to lube the upper bushing in the distributor. I'll

also comment about the o-ring that seals the distributor housing to the engine case. Most parts suppliers will give you a



regular round o-ring with fits terribly and requires excessive force to install the distributor. Seek out a "D" cross section sealing ring which will allow the housing to be installed much easier. VW discontinued the OEM ones (PN 111-905-261) so we must seek out the correct style from aftermarket sources.

Have fun, and keep on driving those classic VW's!

Thanks Bruce for another great tech article. Be sure to check next months Zündfolge for more insightful information! - Editor.



LET'S GO CRUISIN!

by Tina Gibson, Secretary

Wow! Hasn't it been a hot summer? I haven't been to as many Cruise Ins as I wanted due to the heat. But we still have a couple of good months for Cruise Ins. Speaking of Car Shows, I would like to thank everyone who donated or solicited door prizes for our Big HOT VW show. I am sending Thank You letters to all the businesses who donated door prizes.

First Sat of the month, Der Dutchman, Plain City – 8-9:30 am

Sept 3 – New Life Church, 3690 Stygler Rd, Gahanna – reg 4:40

Sept 5 – downtown Canal Winchester – reg 10-1

Sept 5 – Sam Hatfield Stadium, Mill St, Duncan falls – reg 10:30-1:30

Sept 5 – Tumbleweed, 6959 E Broad St. – reg 11-2

Sept 4 & 5 – Larry's Race track, Kilkare Speedway, Xenia show and race

Sept 6 – West Jefferson – reg 8 am- 12

Sept 12 – Bob Evans, 3800 S High St – reg 11-1:30

Sept 12 – downtown, Johnstown, O. 4 pm

Sept 19 – Gahanna Community Congregational Church, 470 Havens Corners Rd – reg 12-2pm

Sept 19 – Pep Boys, Hamilton Rd – reg 11-2

Sept 26 – Speeds, 5186 E Main St, Whitehall – reg 11-2

Sept 24 – Kokomo's Oktoberfest VW Cruise In – Kokomo, In 4-10 pm

Sept 26 – Heath Motorsports, 70 Central Parkway, Heath – reg 11-2pm

Sept 26 – WV Porsche Reunion, GE Park, Cincinnati – reg 8 am-1 pm

Sept 26 – Whitehall Moose Lodge, Noe-Bixby Rd – reg 9-12:30

Oct 10 – American Legion Post #283, 7725 Refugee Rd, Pickerington – reg 10-12



manufactured 009 that has at least 5 degrees of spark scatter, I wonder what it would bring on Ebay? ?

I have experimented with several distributors on my 2180, all junk, just stockers and cheapie 009s that I had laying around. I ordered a new Pertronix cast distributor (PN D186604) because I wanted electronic ignition and a small style housing. The factory curve on the Pertronix cast was




**Too much centrifugal advance?
Install a brass sleeve on this pin.**

terrible- it had way too much advance starting at way too high of an RPM and ran very poorly. Out of the box it was about 30 degrees total advance starting at 2500RPM and "all in" by 3500 rpm. With 30 degrees centrifugal advance and my total timing set at 30° with the centrifugal "all in", my base timing ended up at TDC. This was the WORST curve I have ever driven in a car because it basically ran at TDC until 2500rpm! Once I recurved the unit I was able to bring total advance down to 20° which puts my initial at 10° BTDC, and reduce the RPM where it completed advance to about 2500. It's a nice curve and it runs great! If you're not happy with the performance of your engine, take a hard look at the advance curve- it should be similar to what I have. Most distributors are adjustable inside if you have a little ingenuity. On mine, I reduced the total advance by sleeving the limit stop pin with a small piece of brass tubing purchased at the local hobby shop. I also installed a lighter spring to get the advance to start earlier. Yes, many distributors only have one advance spring installed from the factory with the "hooks" for the second spring not used.

Vacuum advance is another issue. Many stock VW's run two types of advance- both centrifugal and vacuum. The idea here is that the centrifugal will give the correct timing for the RPM, and the vacuum can give you a bit more advance under light load conditions. During light load (part

throttle cruise), the volumetric efficiency of the engine is down due to the throttle plate being mostly closed. Volumetric efficiency is quickly explained by how well the cylinder is filled with the air/fuel mixture at the bottom of each intake cycle. On a naturally aspirated engine it may run 70-90%, on a turbo or supercharged engine it will run well over 100% under boost. With cylinder filling (volumetric efficiency) lowered during part throttle cruise conditions, more timing advance can be dialed in without fear of engine damage. This increased advance (within limits) will result in better fuel economy, lower engine temps, and better throttle response. As soon as the driver opens the throttle, the vacuum goes away and the timing returns to the mechanically advanced baseline so that it is not too far advanced. This is why SVDA (single vacuum dual advance) distributors are suggested for most street applications and centrifugal advance distributors are suggested for most race applications. There are also DVDA (dual vacuum dual advance) distributors that use both intake manifold vacuum and ported (venturi vacuum) to control the timing advance. These are seen mostly on later engines subject to emission control regulations.

The difference between intake manifold vacuum and ported (AKA venturi) vacuum is that intake vacuum is tapped below the throttle plate and strongest at an idle, lowering as the throttle is opened. Ported (venturi) vacuum is tapped off of the side of the carburetor



**Checking vacuum advance:
can should hold vacuum,
advance plate should move visibly.**

just above the throttle plate. It measures zero at idle and is strongest at a part throttle setting, dropping considerably at

continued on page nine ➡

Let's Talk Toys!

by Michael Williams

Welcome back everyone!! I hope all of you enjoyed our show and was able to do a little toy hunting in between admiring all the German metal in attendance. Several vendors had a nice selection of toys available for sale, with many being reasonably priced. I was able to score a few nice toys which will be featured in future articles. Even after all these years of collecting VW toys, I still get that "giddy" feeling every time I find a new VW toy to add to my collection. The toy I'm sharing with each of you this month is one which was produced in the good old USA. This was somewhat unique, since most of the VW toys of the time were produced in foreign countries such as Japan, Germany, and Britain to name a few.

The example pictured was manufactured by the Product Miniature Company (PMC) in Milwaukee Wisconsin during the late 1950s into the mid 1960's. This friction operated VW ghia is 7 inches long and was available in red, yellow, light pink, white, turquoise, and terra cotta; with white being the rarest. The company produced this toy in a kit form and as a complete car. The kit form came in a plastic bag, while the complete car came either shrink wrapped on a card or in its very own box. The boxed version was given away by Volkswagen dealers as a gift and were only available in the states. The toy was available in a standard and deluxe version. The standard version had no interior or windows, while the deluxe version had an interior and windows. Both versions came with or without chrome hubcaps.

This toy can best be described as being fairly common to nearly impossible to find depending on the version and color. A collector could expect to spend their entire life trying to find every color and version. Color, condition, and version are the determining factors on what a collector should expect to pay for the toy. A standard red or yellow loose example in good condition is valued around \$35 - \$50, while a mint white deluxe kit is valued around \$250 - \$300. I still remember the day I was given my turquoise ghia at the local VW dealership.

**Until next month...
Happy Toy Hunting !!**



on, and watching the marks move. If the centrifugal (mechanical) advance is working correctly, the timing marks will move about 20° in my case. The general theory is to verify your centrifugal advance is "all in", set your timing at an RPM above that level, and let the initial setting fall where it may. In my case, I have about 20° total centrifugal advance and 10° initial for my total of about 30°. It's a good idea to check this periodically to verify your advances are working correctly and you have the correct total advance. Verifying

that your timing scatter is not excessive is also a good idea, in a perfect world there would be no timing scatter but most cars I work on have a couple of degrees. Spark scatter is how much the mark "moves around" while you're looking at it with a strobe timing light. If it's excessive, like 5 or more degrees, it's time to find out why. The distributor could be at fault, or worn/loose drive gears in the case. I have a Chinese

continued on page eight ➡

Volkswagenfest 20

If you have been reading this month's Zundfolge, you already know what a success Volkswagenfest 20 was. Pictured are just some of the spectacular sights that were at Watkins Memorial High School on that HOT August day (Probably not the last time you will hear the word HOT used when talking about Volkswagenfest 20!) Sit back and enjoy the show, one more time! Look for more great pics next month from a variety of contributors!

photos by Mark Garrett



| 2010 VW SHOW MENU | |
|-------------------|--------|
| WATER | \$2.00 |
| POP | \$2.00 |
| COFFEE | \$1.00 |
| SMOOTHIES | \$3.75 |
| DONUTS | \$1.00 |

ENJOY!
PLEASE SEE - BAKE SALE TABLE

